

SECTIONAL TANKS ARE SUPPLIED IN THE FOLLOWING FORMATS:

Internally flanged base (IFB) - Externally flanged sides:

This tank is suitable for installation on a fully supporting flat base.

Externally flanged base (EFB) - Externally flanged sides:


This type of base allows easy access to bolts for maintenance and tank may be fully drained.

Totally Internally Flanged (TIF):

This tank is used where the space available is restricted.

PANEL VARIANTS

Our experience along with architects/designers demands have led our engineering team to design and manufacture a series of panels, to give more flexibility to our clients.



TANK RANGE

We manufacture the following range of cold water storage tanks:

- Standard Sectional Cold Water Storage Tanks
- L Shaped Sectional Cold Water Storage Tanks
- Totally Internally Flanged Tanks

All of which are WRAS approved



01934 421 477

Call us today for expert advice and a free quotation!



GRP SECTIONAL COLD WATER STORAGE TANKS (STANDARD & L SHAPED)

Dewey Waters employs two moulding techniques Single Face Contact Moulding (SFCM) and Hot Press Moulding (HPM) to manufacture the sectional panels.

The method employed depends on individual site requirements and which technique provides the most economical solution for our clients.

Both techniques adhere to current British Standards, are WRAS approved and covered by our quality control procedures.

Hot Press Sectional Tank (IFB) (EFB)	TIF Tank (TIF)
Twin Compartment options available to provide continuous supply during maintenance periods.	Twin Compartment options available to provide continuous supply during maintenance periods.
Pressed SMC (Sheet Moulding Compound) panels with UV stabilised properties.	UV stabilised external gelcoat finish.
High strength isophthalic resin with improved resistance to bacterial growth.	Internal isophthalic gelcoat surface to prevent bacterial growth.
Manufactured in accordance with BS EN13280:2011.	Manufactured in accordance with BS 13280:2011.
HCFC & CFC free encapsulated Insulation: 38mm - 0.57 w/m2 Deg C 50mm - 0.40 w/m2 Deg C	HCFC & CFC free encapsulated Insulation: 25mm - 0.85 w/m2 Deg C 50mm - 0.40 w/m2 Deg C
Internally & Externally Flanged base options Available both laterally and vertically in metric 1m & 500mm increments up to 4m high. L shaped tanks up to 3m high.	Ideal for restricted plantroom space: Available in lateral panel increments of 250mm, 500mm, 750mm & 1m. Standard 500mm and custom 100mm increments up to 3m high.
	Self-draining Externally Flanged Base available.
WRAS Approved up to 1,300,000 Litres.	WRAS approved up to 500,000 litres.

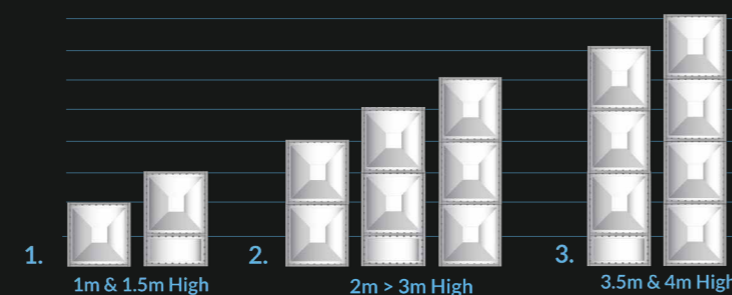


TOTALLY INTERNALLY FLANGED TANKS (STANDARD & L SHAPED)

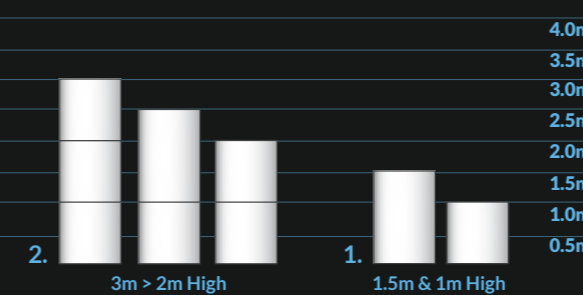
Where space restrictions apply the Dewey Waters TIF tank is the best storage option to allow you to maximise storage capacity. Standard access requirements request a clearance of 500mm around the tank for assembly and maintenance purposes. With the Dewey Waters TIF design, these access requirements are reduced.

These tanks are designed, so that they can be constructed from within, requiring less space for assembly. The tank may be positioned up against a wall or column, leaving space for other equipment within the plant room.

HOT PRESS TANK PANEL CONFIGURATION



TIF TANK PANEL CONFIGURATION



GRP SECTIONAL COLD WATER STORAGE TANKS

6 Guardrail

Galvanised Safety guardrail c/w Toe Plate & Self Closing Safety Gate

7 Raised Float Valve Housing

Permits the float valve to be mounted at a higher level on the tank, therefore increasing the useable volume of water.

8 Access Hatch (Manway)

A hinged manway is supplied as standard for tank maintenance and safe access.

9 Access Ladders

Tanks that are 1.5m and above will be fitted with an internal ladder as standard. External ladders on tanks 1.5m and above are recommended.

10 Solid Roof Support Posts

All of tanks are fitted with solid WRAS approved support posts as advised by the Department of Health Estates & Facilities Alert ref EFA/2013/004.

11 Stainless-Steel Tie Rods

Structural Stainless-steel internal tie rods (Grade 316) for tanks 1.5m and above.

12 Side Access Manway

An optional bolted side access manway to avoid confined space maintenance.

13 Base Types

Our sectional tank range come with a variety of base options to suit your requirements. Your selected option will determine the type of foundation/plinth construction. If in doubt, speak to our Technical Sales Team.



1 GRP Sectional Tank

- Insulated, suitable for storage of "wholesome" (potable) water.
- Un-insulated for storing of water for non-wholesome applications such as sprinkler storage, process water for factories, rainwater harvesting & attenuation schemes.
- All panels are fabricated to withstand harsh climatic conditions.

2 Overflow and Warning Pipe

Positioned to exclude light and fitted with screen mesh to prevent the ingress of insects and other foreign bodies.

3 Galvanised RHS Support

External structural corsetry for tanks over 3m high.

4 Galvanised or Stainless-Steel Bolts

Tanks are assembled using 316 grade S/S bolts internally and galvanised bolts externally, in accordance with BS EN 13280:2001. If required, grade 316 S/S bolts may be placed throughout the tank.

5 Outlet Connections

Male & Female BSP connections available in sizes ½" up to 3" PN16 Flanged connections available in sizes ½" up to 12".

01934 421 477

Call us today for expert advice and a free quotation!

Dewey Waters Ltd.,
Tricel Weston, Winterstoke Road,
Weston-super-Mare, BS24 9AN,
United Kingdom.

Need help choosing your tank?
Visit deweywaters.co.uk to use
our all new tank size calculator or
click [here](#)

www.deweywaters.co.uk
websales@deweywaters.co.uk

Dewey Waters | One Team,
Solution Focused